


# S-Hook

Because trap selectivity is an important part of modern trapping, we recommend the use of breakaway snares.

*The S-Hook is a device added to snare components to allow ungulates accidentally caught by the foot to break away. However, it does not decrease snare performance for target species. By changing the snare closing angle, the S-Hook even offers greater flexibility and increases the sliding action of the lock on the cable, ensuring faster and more efficient closing.*

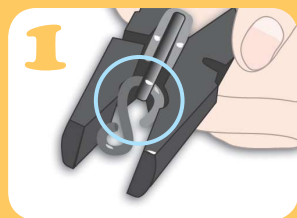
Two models of S-Hook are provided depending on the species occurring in your area:



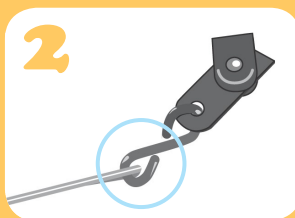
| Model              | To Capture                                     | To Release                        |
|--------------------|--|-----------------------------------|
| Senneker Elite 385 | <b>Coyote</b> , Fox, Canada lynx, Bobcat       | White-tailed deer, Caribou, Moose |
| Senneker Elite 750 | <b>Wolf</b> , Coyote, Fox, Canada lynx, Bobcat | Moose                             |

These S-Hook can be used with “mechanical” locks (e.g. Camlock) and several other models.

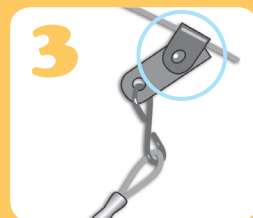
### Building steps:



1 Insert the large loop of the S-Hook into the lock hole. Close the loops completely without flattening them.



2 Insert the cable into the small loop.



3 Pass the cable through the lock.

At the end of your trapping season, please complete the S-Hook satisfaction form at [ftgq.qc.ca/fr/frame3.html](http://ftgq.qc.ca/fr/frame3.html) (in french) or contact your regional association to let them know.